

JACKSON COUNTY TOURISM DEVELOPMENT AUTHORITY

July 31, 2017

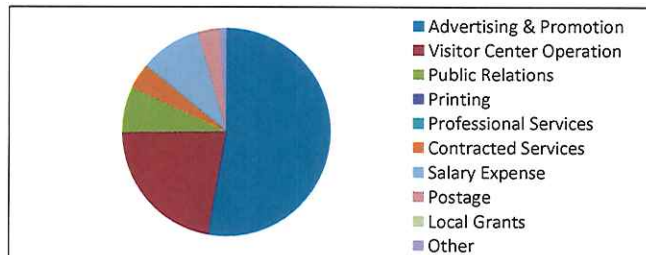
* July Room Occupancy Tax collections totaled \$118,801.30 with \$351.50 collected for penalties. The YTD collection total is \$119,394.23 - 10.43% of budget.

* 163 units reported for June rentals. The collections were down 0.88% from the same period in 2016. The total decrease for the fiscal year is -0.88%.

* The cash balance at July 31, 2017 is \$480,952.26

The expenses for July were \$76,128.26. The YTD expenses totaled \$76,128.26 with encumbrances of \$20,145.39, for a combined total of \$96,273.65 - 8.41% of budget.

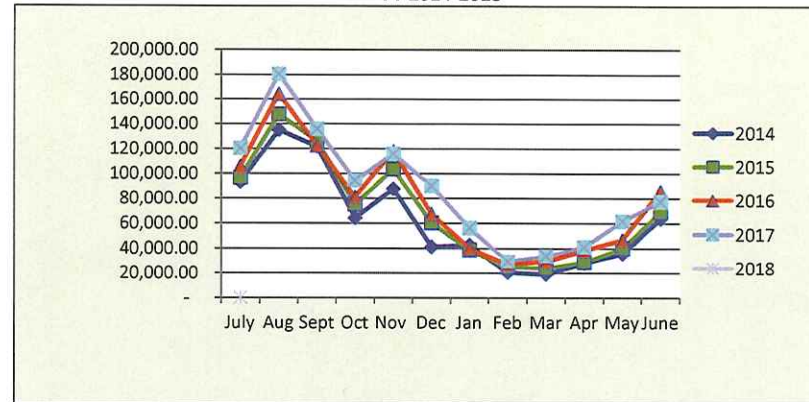
TDA Expenses as of July 31, 2017



Advertising & Promotion	\$	40,212.25
Visitor Center Operation	\$	16,782.00
Public Relations	\$	5,375.00
Printing	\$	41.65
Professional Services	\$	-
Contracted Services	\$	2,950.00
Salary Expense	\$	7,339.90
Postage	\$	2,508.74
Local Grants	\$	-
Other	\$	918.72
	\$	<u>76,128.26</u>

Fiscal YTD Collections

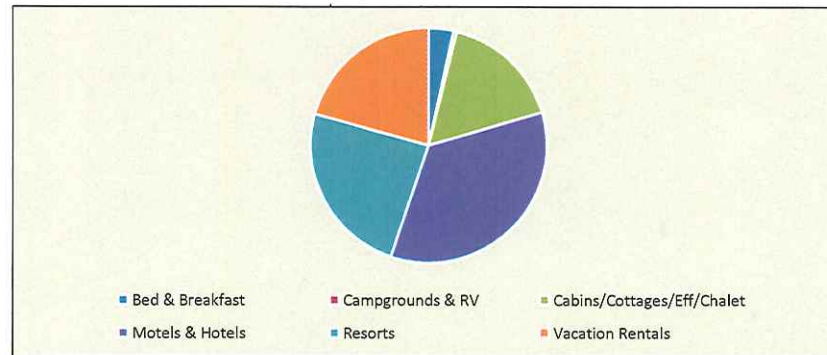
FY 2014-2018



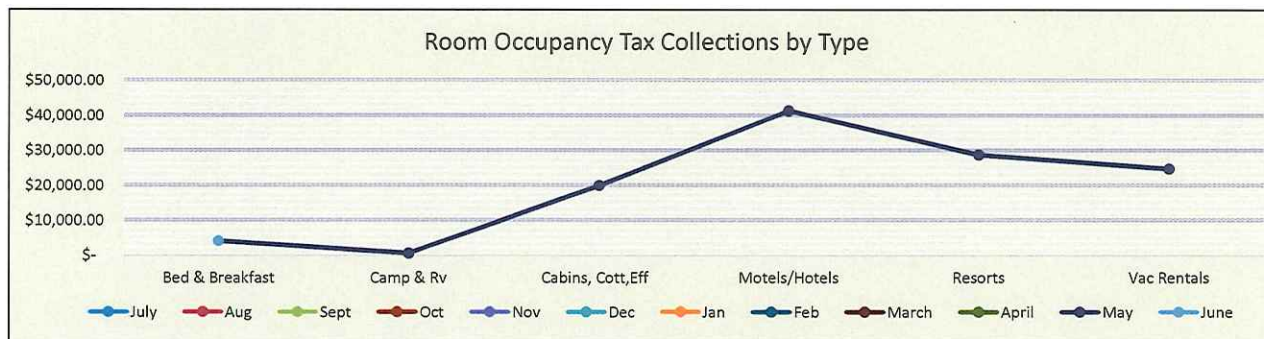
	2014	2015	2016	2017	2018
July	93,080.28	96,221.58	105,354.28	119,861.04	119,152.80
Aug	134,857.96	147,461.65	163,948.85	180,394.59	
Sept	121,675.61	125,903.55	122,331.68	135,649.23	
Oct	63,962.39	74,811.18	80,775.31	94,100.41	
Nov	87,363.89	103,282.77	117,640.33	115,576.40	
Dec	40,973.57	60,051.55	66,956.10	89,928.52	
Jan	42,568.77	38,604.76	39,690.82	56,081.35	
Feb	20,330.53	24,590.98	26,696.45	29,357.66	
Mar	18,799.63	23,634.98	29,114.84	33,603.67	
Apr	27,933.10	28,549.12	37,797.19	40,794.81	
May	35,637.25	39,890.53	46,472.01	61,363.25	
June	63,411.93	68,723.19	85,145.38	76,932.28	-
	\$ 750,594.91	\$ 831,725.84	\$ 921,923.24	\$ 1,033,643.21	\$ 119,152.80



**Room Occupancy Tax Collections
7/31/17 for June Rentals**



Bed & Breakfast	\$	4,034.58
Campgrounds & RV	\$	505.70
Cabins/Cottages/Eff/Chalet	\$	19,861.86
Motels & Hotels	\$	41,320.18
Resorts	\$	28,727.56
Vacation Rentals	\$	<u>24,702.92</u>
	\$	<u>119,152.80</u>



	Bed & Breakfast	Camp & Rv	Cabins, Cott, Eff	Motels/Hotels	Resorts	Vac Rentals	Totals
July	\$ 4,034.58	\$ 505.70	\$ 19,861.86	\$ 41,320.18	\$ 28,727.56	\$ 24,702.92	\$ 119,152.80
Aug							\$ -
Sept							\$ -
Oct							\$ -
Nov							\$ -
Dec							\$ -
Jan							\$ -
Feb							\$ -
March							\$ -
April							\$ -
May							\$ -
June	\$ -	\$ -	\$ -	\$ -	\$ -	\$ -	\$ -
	\$ 4,034.58	\$ 505.70	\$ 19,861.86	\$ 41,320.18	\$ 28,727.56	\$ 24,702.92	\$ 119,152.80
% By Type	3.39%	0.42%	16.67%	34.68%	24.11%	20.73%	100.00%